



## KARTSPORT NEW ZEALAND MANUAL

### SECTION H - FLAGS

Issue 2019-1 published and effective 14-10-19

#### H FLAGS

##### H1 FLAG CONTROL

- H1.1 GREEN FLAG, NATIONAL FLAG OR COLOURED LIGHT:** Either one may be used to signify the start of a race. Where the light is used, the race is started when the light/s have been extinguished.
- H1.2 RED FLAG:** Immediately cease racing. Proceed slowly and with caution to the start line or obey Clerk of Course/Race Director's instruction and be prepared to stop should the track be blocked. The Red Flag is to only be used by the Clerk of the Course/Race Director or under his/her instructions.  
Any competitor(s) found to be the cause of the Red Flag being displayed at any time after leaving the Out Grid may be penalised.  
When a race stoppage occurs due to a competitor being injured or appearing to be injured, he/she must stand down for at least 30 minutes and may only participate in following races after being cleared by a suitably qualified medical person.
- H1.3 LAST LAP BOARD:** Kart is entering the final lap.
- H1.4 BLACK FLAG:** Shown to a particular competitor by the Clerk of the Course/Race Director or under his/her instructions indicates that competitor is to cease racing, reduce speed and return to the pits immediately. Competitor to report to the Clerk of the Course within 15 minutes after the race.  
This flag will be displayed to the competitor concerned near or at the finish line together with a panel/board displaying his/her respective kart number.  
The use of this flag will be restricted to the following circumstances:
- The competitor, in the opinion of the Clerk of the Course/Race Director, is being a danger to him/herself and/or other competitors.
  - Failure to respect - black flag with orange disc, green flag with yellow chevron, blue with red diagonal and or chequered flag.
- H1.5 BLACK AND WHITE FLAG DIVIDED DIAGONALLY:** Shown to a particular competitor by the Clerk of the Course/Race Director or under his/her instructions indicates that a severe warning is being given, and may mean an Exclusion.  
Take heed. Competitor to report to the Clerk of the Course within 15 minutes after the race.  
This flag will be displayed to the competitor concerned near or at the finish line together with a panel/board displaying his/her respective kart number.
- H1.6 YELLOW FLAG OR YELLOW LIGHT:** Caution - reduce speed. Maintain position until an operational flag point that is not displaying a Yellow Flag or Yellow Light has been passed. If a competitor inadvertently passes another kart while a Yellow Flag/Light is displayed it may be redressed without penalty if corrected before the next operational Flag/Light Point. (Exception: For SuperKart events on Motorsport New Zealand approved circuits only, Motorsport New Zealand's rules regarding overtaking zones apply.) A waved Yellow Flag or flashing Yellow Light - extreme caution, be prepared to stop.
- H1.7 BLUE FLAG OR BLUE LIGHT:** Another competitor is about to lap you. You must hold your course and must allow him/her to pass.
- H1.8 CHEQUERED FLAG:** Signifies the end of a race. The chequered flag will be shown to all karts irrespective of their number of laps completed, once the lead kart has completed all laps and crossed the finishing line. Placings will be awarded on the finishing order and the number of laps completed.

- H1.9 BLACK FLAG WITH ORANGE DISC:** Kart is considered unsafe. When shown to a particular competitor by the Clerk of the Course/Race Director or under his/her instructions indicates that the competitor must cease racing, reduce speed and return to the pits immediately.  
This flag will be displayed to the competitor concerned near or at the finish line together with a panel/board displaying his/her respective kart number.
- H1.10 GREEN FLAG WITH YELLOW CHEVRON:** Reform flag. Field is required to reform and present itself to the starter for a restart. Shown by the Clerk of the Course/Race Director or under his/her instructions by other officials.
- H1.11 BLUE & RED DOUBLE DIAGONAL:** Shown only by the Clerk of the Course/Race Director or under his/her instructions together with a panel/board displaying his/her respective kart number.  
The competitor concerned must cease racing and return to the pits immediately before being lapped or also when he/she has been lapped.  
This flag will be displayed to the competitor concerned near or at the finish line together with a panel/board displaying his/her respective kart number.  
This flag will be used at NZ and Island Sprint Championship and CIK Trophy of NZ events. It may also be used at other similar format events providing it is approved and provided it is part of the Supplementary Rules of the event.
- H1.12 YELLOW WITH RED STRIPES or SIMULTANEOUSLY or ALTERNATING FLASHING YELLOW AND RED LIGHTS:** Informs competitors that the conditions of adhesion of the track surface have suddenly deteriorated in the area beyond the flag. This flag is most frequently used to signal that oil has been dropped on the track, but it can also be used to inform competitors of either a pool of water large enough to cause aquaplaning, or due to a local shower competitor are about to pass from a dry to slippery surface. This flag shall be displayed for four laps or until the surface returns to normal.
- H1.13 FLAG CONTROL:** Flags must only be given to experienced persons. Flag points will have yellow, blue and yellow with red stripes flags. All flags must remain on the course till the absolute conclusion of the event. All other flags will only be used by the Clerk of the Course/Race Director or under his/her instructions to Assistant Clerks of the Course.
- H1.14 FLAGS/LIGHTS OBEDIENCE:** Severe penalties will be imposed for failing to observe or obey the specific instruction of any given flag or track lights.
- H1.15 TRACK SAFETY LIGHTS:** The use of the Red Flag may be supported by illuminated Red Lights. An illuminated Yellow Light has the same meaning as a Yellow Flag. A flashing Yellow Light means extreme caution.  
An illuminated Blue Light has the same meaning as a Blue Flag.  
Simultaneously flashing Yellow and Red Lights have the same meaning as the Yellow with Red Stripes Flag.  
The control and activation of Red, Yellow and Blue Lights will be under the control of the Clerk of the Course/Race Director and/or Assistant Clerks of the Course.  
Intention to use these Lights at an event must be stated at Driver's Briefing.
- Notes:**
- The Red, Yellow and Blue Lights shall be clearly visible to approaching karts in all ambient light conditions, ie hooded lights.
  - The system design, installation and operating system must be approved by the National Track and Safety Inspector.
- H1.16 FLAGS:** The required number of flags for the size of the circuit must be supplied by the promoting organisation. (This includes Race Official flags.) Flags are to be maintained to a high standard, kept clean and in good repair. Flags are a part of the Track Rating criteria.
- H1.17 SUPERKART EVENTS:** (Applicable to SuperKart events run in conjunction with car racing.) MSNZ procedures/meanings for Flags and Lights are not identical to those used for Sprint events. SuperKart competitors must be familiar with the Flags/Lights Section in MSNZ Manual Appendix 4 - Schedule Z:  
<http://manual.motorsport.org.nz/index.php/knowledgebase/3016/>

## H2 SPECIFICATIONS:

### H2.1 MINIMUM FLAG SIZE

600 x 600mm.

Colours are to be vibrant and eye catching.


The flag stick may be attached to the flag on either the top or side of the flags illustrated on the following page.

### H2.2 LAST LAP BOARD

Minimum 600 x 200mm. or 400 x 400mm painted yellow with black lettering. Font will be Futura Bold Condensed. Minimum height 120mm with 25mm brush stroke.



### H2.3 BLACK AND WHITE FLAG DIVIDED DIAGONALLY




### H2.4 CHEQUERED FLAG

Made up of alternating black and white squares. The squares are to be between 100mm and 125mm +/-10mm.



### H2.5 BLACK FLAG WITH ORANGE DISC


Disc is 300mm +/- 5mm and is to be in the centre of the flag.



### H2.6 GREEN FLAG WITH YELLOW CHEVRON


Reform flag.

Yellow strip is 100mm +/- 5mm




**H2.7 YELLOW WITH RED STRIPES**

Yellow with 4 or 5 red stripes 50mm (+-10mm). width at right angles to the flag edge.



**H2.8 BLUE & RED DOUBLE DIAGONAL**

Red strip is 100mm +- 5mm



**H2.9 RACE OFFICIALS PANEL BOARD**

Minimum size 200 wide x 160mm, Font will be Futura Bold Condensed.  
Minimum height 120mm with 25mm brush stroke.

